

Scope of Organometallic Compound and their Profound Biological Implication- A Review

Mohd Washid Khan^{1*}, Jan Mohammad Mir¹, Khushnuma Khan²

¹Department of PG Studies and Research in Chemistry and Pharmacy, RD University, Jabalpur Madhya Pradesh, INDIA.

²Silicobyte Katni Degree College, Dikshabhumi Adhar Kap, Jagmohan Das Ward, Katni, Madhya Pradesh, INDIA.

ABSTRACT

The combination of steel provides opportunities to develop structures with well-defined structures. In which most of contagious diseases and their prevention will be depending on the metabolism of organic and nonorganic elements. Blending chemistry offers interconnectivities to use metal detectors as secret agents. These integration combinations show significant variability in performance. Metal ions and these bonds can improve the function of active moieties. The field of organometallic chemistry combines traditional inorganic features with organic chemistry. Organometallic compounds are widely used in research and industrial chemical reactions, as well as in the role of catalysts to increase the rate of reactions, such as the use of a homogeneous catalyst by which the target molecules form polymers, Pharmaceuticals and many other types. This paper updates about diversity the use of metal structures in the physiological and biological system. This review summarizes the latest advances in organometallic problems for the use of diagnostic and therapeutic applications in detail with advances focused on organometallic technology.

Key words: Inorganic-Metal complexes, Physiological, Biological activity, Secret agent, active moieties, Catalysts, Pharmaceuticals, Metal detectors etc.

INTRODUCTION

Inorganic medical chemistry lies in the interaction of medicine with inorganic chemistry, and includes iron-based drugs, metal detection and binding agents and iron containing diagnostic resources.¹⁻³ In the first systematic study of iron in medicine (mid-first to mid-twentieth century), recognition of the importance of other iron ions (e.g. iron, zinc and copper) in order to avoid deficiency was a major step forward. Not only others, many iron ions are important elements, but many are also increasingly being developed as diagnostic or therapeutic components for the study or treatment of various diseases and metabolic disorders.^{4,5} The list of metal ions suitable for the critical situation is an ongoing process; it included not only the expected compounds such as zinc, copper and manganese but also many who

thought of just toxins, such as selenium and molybdenum.^{6,7} Listed as “potentially important” unexpected people such as arsenic, nickel, silicon, and vanadium.^{8,9} Organo-metallic compounds can be used as a miracle drug for various diseases for period of hundred years. Metallic structures play a vital role in medicine and agriculture. Metal elements play a kinetic role at the cellular level in the life process.

Schiff Bases Metal Complexes

The link between diabetes and iron imbalance makes iron-based treatment a fascinating proposition. The progression of anti-diabetic structures that replace insulin injections to control blood sugar moiety seems exciting. It can be observed that the regulation of glucose levels in blood fluid has been play by the regulation of vanadium and zinc in the form of inorganic salts.

DOI: 10.5530/ijopp.15.2.13

Address for
correspondence:

Dr. Mohd Washid Khan,

Principal, Department of
Chemistry and Pharmacy,
R.D. University, Jabalpur,
Madhya Pradesh, INDIA.

Email id: ckhanmohdwashid@
gmail.com



www.ijopp.org

The amount of vanadium content and other metallic component has been formed and all have play insulin-mimetic properties.¹¹ Antiviral material compared to the Schiff base. The structure of pyridone, pyrrolidone, and o-phenylenediamine with relevant complex have excellent anti-bacterial activity. The Schiff base containing metals such as Arsenic, Antimony and Bismuth exhibits antifungal properties against *A. niger* and *A. alternata*. The schiff compound and their relevant structures built between furan or amyl furylglyoxal show anti-fungal activity against biodiversity. Silver structures in the state of oxidation have shown inhibition against cucumber mosaic virus.¹⁰ The iron properties of Furan semicarbazone show important antihelminthic and analgesics activities.¹² Schiff base metal structures have antifertility and enzymatic activity.¹³ And chromium azomethine complexes, the cobalt complex of Schiff foundations is used in skin dye, food package.¹⁴ Antibiotic-resistant diseases in the health care system and the population have put a strain on the economy and adequate health care. There is an urgent need to develop new synthetic components with a better and more acceptable therapeutic index.¹⁵

Organometallic Compounds

Organometallic compounds are often classified as “organo-,” as in organo palladium component. They are also called as organo-inorganics, metallo-organics, and metalorganics showing Figure 2. Certain example of metal organic compounds includes all Gilman reagents containing lithium and copper, and Grignard containing regenerative magnesium. Tetracarbonyl nickel and ferrocene are examples of organometallic compounds that contain flexible metals.¹⁷ Metal organic compounds are widely used both stoichiometric in research and industrial chemical reactions, as well as in the role of activators to increase such reaction levels, and in the use of homogeneous catalysis, where targeted compound comprise polymers, pharmaceuticals, and many other

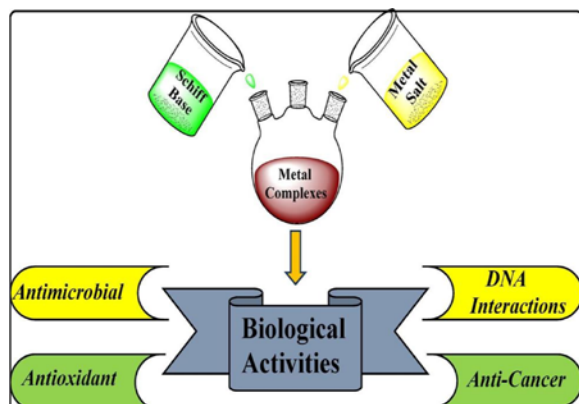


Figure 1: Diagrammatic representation of biological activities of metal complex.¹⁶

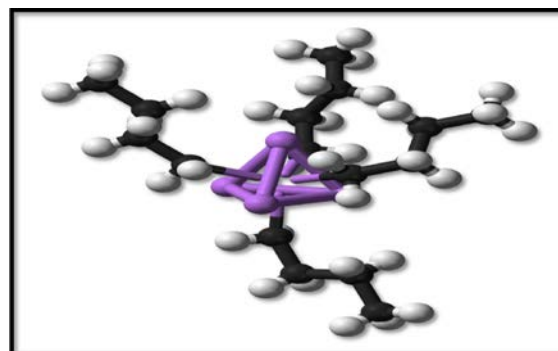


Figure 2: 3D Molecular structure showing the organometallic compound.¹⁸

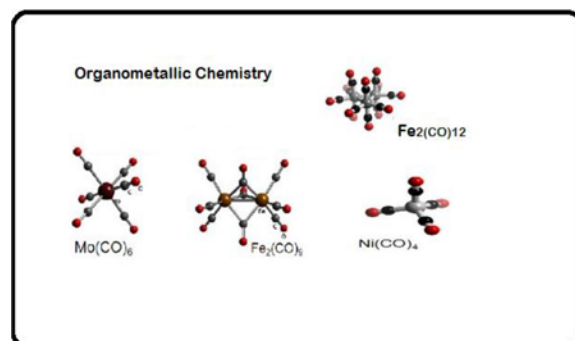


Figure 3: Some of the recent example of Organometallic compound.¹⁸

forms of catalysis and biological activity showing Figure 1. The metal complex consists of a medium (or) metal atom bound to anion called ligands.

Metal Complexes in Biological system

Metal ions form bonds and ligands through the process, to release and slow down biological processes. An essential element present in the biological system is the metal that plays a vital role in all biological system. Several metals are important in the chemical composition of living things, the most common examples being iron, cobalt, copper, and molybdenum showing Figure 3. Iron is a widely used and important transforming tool that works in living systems; iron-containing proteins participate in two main processes, the transport of oxygen and the transfer of electrons (i.e., reduced oxidation). There are also many things to do with storing and transporting the iron itself. There are a number of occasional improvements depending on the facile synthesis and potential applications. Like drugs used as living molecules and their metals. Metal structures have been found to improve due to increased lipophilic properties compared to the corresponding free ligand molecules.¹⁹

Metal Complex as platform in Cancer Therapy

In medical chemistry, therapeutic use of metal structures

Element	Compound	Uses	Trade names/comments
<i>Approved agents (mostly US or worldwide):</i>			
Li	Li ₂ CO ₃	Manic depression	Camcolit; Ghalith-S; Lithane (of many)
Fe	[Fe(NO)(CN) ₅] ²⁻	Vasodilation	Nipride; For acute shock, NO release
Ga	Ga(NO ₃) ₃	Hyperalbuminemia of malignancy	Ganite; Possible anticancer agent. In clinical trials for use in lymphomas
As	As ₂ O ₃	Anticancer agent	Trisenox; Use in acute promyelocytic leukemia
Ag	AgNO ₃	Disinfectant	Neomatal conjunctivitis
	Ag(sulfadiazene)	Antibacterial	Flamazine; Silvadene; treatment of burns. 1% cream
Sb	Sb ^{III} (tartarate)	Antiparasitic, leishmaniasis	Tartar Emetic; Stibophen; Astiban
Pt	cis-[Pt(amine) ₂ X ₂]	Anticancer agents	Platinol; Paraplatin; Eloxatine
Au	Au(PtCl ₂)(acetylthioflouose)	Rheumatoid arthritis	Testicular, ovarian, colon cancers
Bi	Bi(sugar) polymers	Antisulker; antacid	Ridaura. Orally active
Hg	Hg-organic compounds	Antibacterial	Pepto-Bismol; Ranitidine Bismatrix; De-Nol
		Antifungal	Thiomersal; mercurochrome (amongst many)
			Slow release of Hg ²⁺
<i>Agents in clinical trials:</i>			
Pt	Polynuclear Pt ^{IV} species	Anticancer agents	BBR3464, Satraplatin, AMD-473
			Expands spectrum of activity of cisplatin; overcomes resistance; oral activity?
Mn	Mn chelates	Anticancer agents	SOD mimics
Ru	trans-[RuCl ₂ (Me ₂ SO)(Im)] ⁺	Anticancer agent	NAMI-A; antiangiogenic?
V	V(Ornithate); V(CO) ₃	Type II diabetes	BMOV; insulin mimetic
Ln	Ln(CO) ₃	Hypophosphatemia	Fosrenol; phosphate binder

Figure 4: Therapeutic and prospective medical uses of inorganic compounds.²⁰

in cancer and leukemia has been reported since the sixteenth century. Inorganic. Today it is still one of the best-selling anti-cancer drugs. Complexes composed of other metals such as Cu, Au, Ga, Ge, Sn, Ru, Rh, Ir were shown the important antitumor activity in animals showing Figure 4. Some latest developments provide new targets for anti-cancer agents that build up DNA compounds and cancer cells and cause blockade of DNA multiplication. But it also damages normal cells like hair follicles, mucous membranes in the intestines and so on. The drugs are combined with a porphyrin ring to improve the specificity of complex tumor tissue.²¹ In this view, we want to provide a review of previous updates on the cytotoxic effect of metal-based structures while focusing on the recent develop metal complex problems made of steel and their cytotoxic effects on cancerous cell, as well as the new metallic moiety used in Drug-based drug development and targeted treatment for carcinoma.²²

Metal Chelators for their potential used in Neurological Disorder

The formation of a non-toxic active agent for complex and complete mental disorders represents a very challenging task. There is much to understand about the etiopathogenesis of AD, PD and prion disease. However, chelate formation may be considered an important strategy for both treatment and neurodegeneration research. In the treatment of various neurological diseases iron also plays an important role such as Lithium complex with drug molecules can cure many neurological diseases such as Huntington's chorea, Parkinsonism, live brain disorders, epilepsy and paralysis etc. The neutral phase represented by isonicotinoyl picolinoyl hydrazine (IPH) may appear promising. These molecules bind iron and two atoms of nitrogen and one oxygen, thus binding iron (III), copper (II), and zinc (II) together. A hydrophobic phenanthroline analogue, bantucuproine has been shown

to help resolve A β from AD brain samples.²³ Numerous multidisciplinary and multidisciplinary studies in the treatment of metal chelation highlight the need to improve computer integration, testing, and analysis in order to successfully introduce anti-AD chelating drugs. Many drug students have limitations in their physicochemical features; some promote the redistribution of iron ions, while others activate the signaling mechanisms by AD.

Metal Complexes in the management of Diabetes

The development of anti-diabetic structures that replace insulin injections to control blood sugar levels seems exciting. It has been observed that the regulation of glucose levels in blood plasma has been achieved by the regulation of vanadium and zinc in the form of inorganic salts. The amount of vanadium and other metals is made and they all show insulin-mimetic properties. This paper focuses on the major role of metals and their properties in biological systems and their therapeutic uses. Diabetes mellitus is an incurable disease characterized by hyperglycemia, which means an increase in blood glucose. Hyperglycemia is caused by insulin deficiency. In diabetes mellitus, intake of chromium metal complex has shown a significant decrease in glucose level 6. New insulin mimetic zinc (II) properties have been found to have different binding properties and have a lowering of blood sugar levels to treat type 2 diabetes in animals.²⁴

CONCLUSION

Compounds provide a platform for designing and develop therapeutically components. The basic ideas for integrating and elaborating various processes in the metallic complex are ongoing. Although it has many side effects, it is still widely used in the advancement of cancerous cell line. The formation of a non-toxic active agent complex can be treated mental disorders represents a very challenging task. Despite the success of current complex metal treatments, there are some drawbacks. There is therefore a need for new ways needed to avoid these pitfalls.

ACKNOWLEDGEMENT

Author Mohd. Washid Khan thank Prof. Kapil deo Mishra, Vice Chancellor, Rani Durgavati University, Jabalpur for providing medium-sized libraries and workplaces. The author would also like to inform Dr. Brajesh Singh, Registrar, Rani Durgavati University, Jabalpur Instrumentation Provisioning and Laboratory Facility.

CONFLICT OF INTEREST

The authors declare no conflict of interest.

ABBREVIATIONS

IPH: isonicotinoyl picolinoyl hydrazine; **AD:** Alzheimer Disease; **PD:** Parkinsonism Disease.

REFERENCES

- Knoll JD, Turro C. Control and utilization of ruthenium and rhodium metal complex excited states for photo activated cancer therapy. Review Article. Vol. 1. Elsevier; 2015. p. 10-26.
- Jamieson ER, Lippard SJ. Structure, recognition, and processing of cisplatin-DNA adducts. Chem Rev. 1999;99(9):2467-98. doi: 10.1021/cr980421n, PMID 11749487.
- Piulats JM, Jimenez L, Garcia del Murox VA, Vinals F, Germa-Lluch JR. Molecular mechanics behind the resistance of cisplatin in germ cell tumours. Clin Transl Oncol. 2009;12:780-6.
- Loo C, Lin A, Hirsch L, Lee MH, Barton J, Halas N, *et al.* Nanoshell-enabled photonics-based imaging and therapy of cancer. Technol Cancer Res Treat. 2004;3(1):33-40. doi: 10.1177/153303460400300104, PMID 14750891.
- Hashimoto R, Fujimaki K, Jeong MR, Senatorov VV, Christ L, Loods P, *et al.* Neuroprotective action of lithium. Seishin shinkeigaku zasshi. 2003;105(1):81-6.
- Balk EM, Tatsioni A, Lichtenstein AH, Lau J, Pittas AG. Effect of chromium supplementation on glucose metabolism and lipids: A systematic review of randomized controlled trials. Diabetes Care. 2007;30(8):2154-63. doi: 10.2337/dc06-0996, PMID 17519436.
- Sakurai H, Adachi Y. The pharmacology of the insulinomimetic effect of zinc complexes. Biometals. 2005;18(4):319-23. doi: 10.1007/s10534-005-3688-8, PMID 16158223.
- Gaur S. Physicochemical and biological properties of Mn(II), Ni(II) and chelates of Schiff bases. Asian J Chem. 2003;15:250-4.
- Dhakrey R, Saxena G. Synthesis of Ni(II) complexes with heterocyclic aldehyde Schiff base, Indian Chem. J Soc. 1987;64:685-6.
- Meng F, Zhao Q, Yingyong LXY. Huaxue. 2002;19:1183-5.
- Saba M, Tejaswi B, Chitra K, Gnanamani A. Metal complexes in the management of diabetes mellitus: A new therapeutic strategy. Int J Pharm Pharm Sci. 2020;6(7):40-4.
- Latha KP, Vaidya VP, Keshavayya J. Synthesis, characterization and biological investigations on metal complexes of 2- acetyl naphtha; 2furan semicarbazone. J Teach Res Chem. 2004;11:39-48.
- Sing R, Gupta N, Fahmi N. Indian J Chem. 1999. Biochemical aspects of dioxomolybdenum (VI) and manganese (II) complexes;38:1150-8.
- Befta. Unsymmetrical 1:2 chromium complex dyes. Fabio (to Ciba GeigyAG), Eur Pat Abstr. Vol. 103; 1985. PMID 161871.
- Fair RJ, Yitzhak T. Antibiotics and Bacterial Resistance in the 21st Century, Perspect Medicin Chem. 2014;6:25-64.
- Priyanka G, Anita C, Dinesh K, Kavita P. Coordination metal complexes with Schiff bases: Useful pharmacophores with comprehensive biological applications. Inorg Chem Commun. 2021;130:1-5.
- Crabtree RH. The organometallic chemistry of the transition metals. Hoboken, NJ: Wiley; 2005. p. 2-5.
- Available from: <http://www.zoefact.com/science/chemistry/organometallic-chemistry.html> [cited 18/2/2022].
- Prachayasittikul V, Prachayasittikul S, Ruchirawat S, Prachayasittikul V. 8-hydroxyquinolines: A review of their metal chelating properties and medicinal applications. Drug Des Dev Ther. 2013;7:1157-78. doi: 10.2147/DDDT.S49763, PMID 24115839.
- Available from: http://chemistry.du.ac.in/study_material/4102-B/1.%20Role%20of%20Metal%20Ions%20in%20Biological%20Systems.pdf [cited 18/2/2022].
- Kou J, Dou D, Yang L. Porphyrin photosensitizers in photodynamic therapy and its applications. Oncotarget. 2017;8(46):81591-603. doi: 10.18632/oncotarget.20189, PMID 29113417.
- Ndagi U, Mhlongo N, Soliman ME. Metal complexes in cancer therapy – an update from drug design perspective. Drug Des Dev Ther. 2017;11:599-616. doi: 10.2147/DDDT.S119488, PMID 28424538.
- Baum L, Ng A. Curcumin interaction with copper and iron suggests one possible mechanism of action in Alzheimer's disease animal models. J Alzheimers Dis. 2004;6(4):367-77; discussion 443. doi: 10.3233/jad-2004-6403, PMID 15345806.
- Raquel V, Selma B. S, Elena Sánchez-L, Ana López M, Patricia S, Sajan J, *et al.* (2019). Sugar-Lowering Drugs for Type 2 Diabetes Mellitus and Metabolic Syndrome, Pharmaceuticals (Basel). 2019;12(4):152.